

Primus-HD® / Primus-HD® Yellow

1 step preload in perfection

**NEW
VERSION**



Primus-HD®

Clear IOL, aspherical



**Primus-HD®
Yellow**

IOL with blue light filter, aspherical

Hydrophobic

No glistening

Simple handling

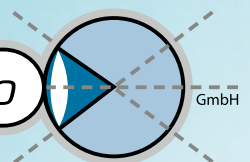
Fast unfolding

OPHTHALMO

Pro

GmbH

Products for ophthalmic surgery



Prosert® Preload Injector

The self-developed **prosert®** Preload Injector will win you over with its easy handling. After filling with the viscoelastic material, the injector is ready for use.



*Optimal lens fit,
100% preloaded*

*Dynamic tip allows implantations
with 2.0 – 2.2 mm incisions*

*Outer diameter of the
injector tip: 1.78 mm*



Primus-HD[®] (clear)

The benefits at a glance:


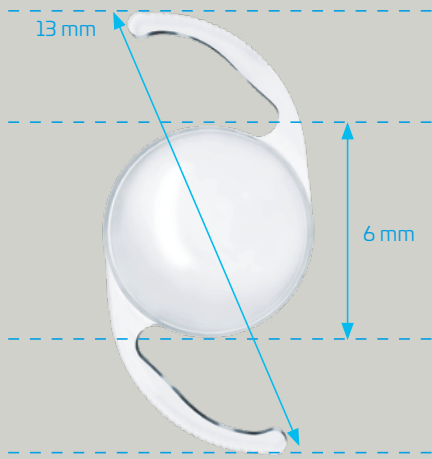
- Aspherical optics (aberration correcting -0.20 μ)
- Optics with posterior-convex design
- Hydrophobic acrylate – glistening-free
- 360° continuous, sharp edge
- Haptics angled at 1.5°
- Modified C-loop
- UV filter
- Refractive index 1.48 at 35°
- 13 mm total diameter
- 6 mm optic diameter
- Dptr. -10.0 to + 36.0 in 0.5 steps – all dptr. preloaded




Primus-HD[®] Yellow (yellow)

The benefits at a glance:


- Aspherical optics (aberration correcting -0.20 μ)
- Optics with posterior-convex design
- Hydrophobic acrylate – glistening-free
- 360° continuous, sharp edge
- Haptics angled at 1.5°
- Modified C-loop
- UV filter and integrated blue light filter (cut from 390 nm – 470 nm)
- Refractive index 1.48 at 35°
- 13 mm total diameter
- 6 mm optic diameter
- Dptr. -10.0 to + 36.0 in 0.5 steps – all dptr. preloaded




Ultra-pure premium acrylic, glistening-free, no sticking of the haptics, high light transmission.



Roughened lens edge, effectively prevents glare induced by the lens edge.



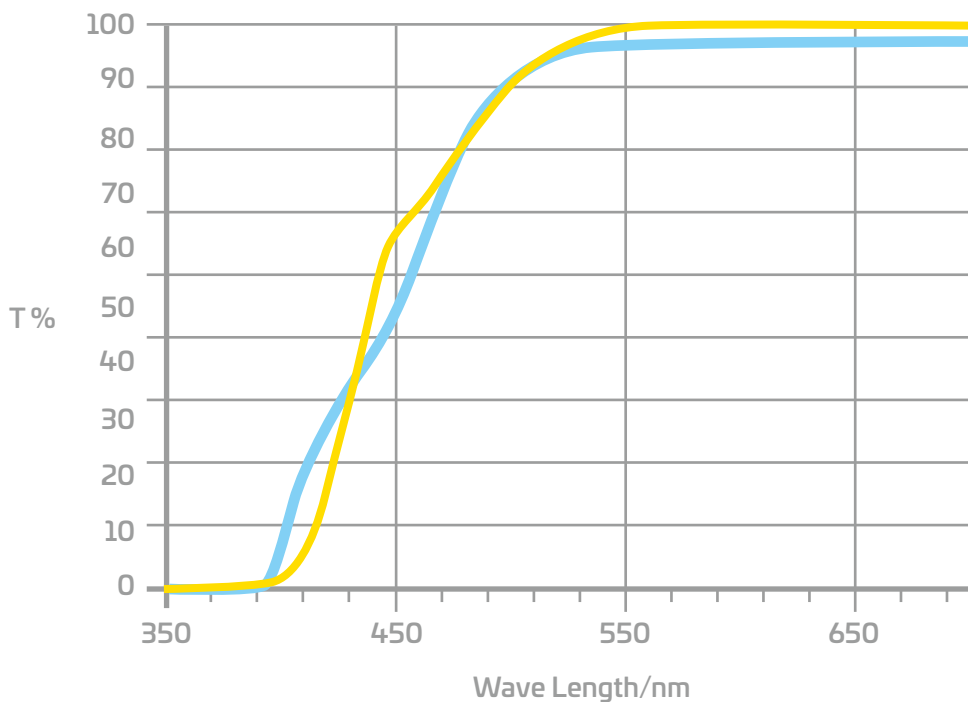
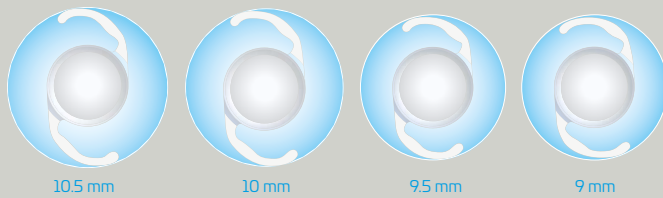
360° contact with the posterior capsule.



360° ultra-sharp square edge design, increased barrier effect against LECs.

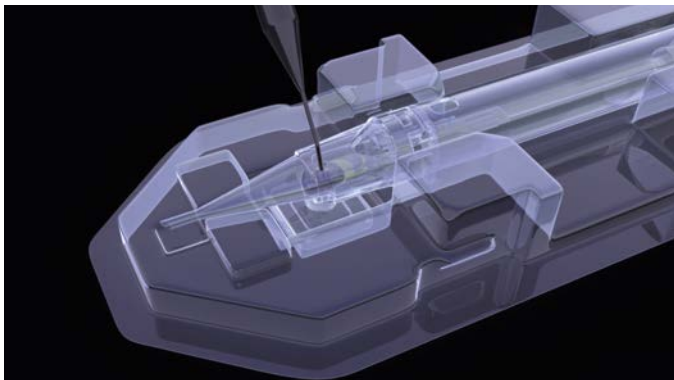
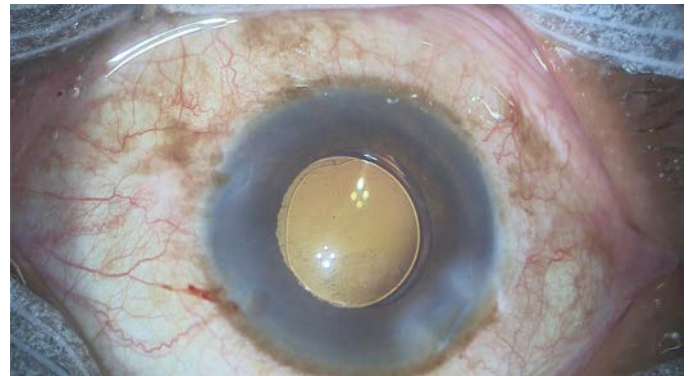
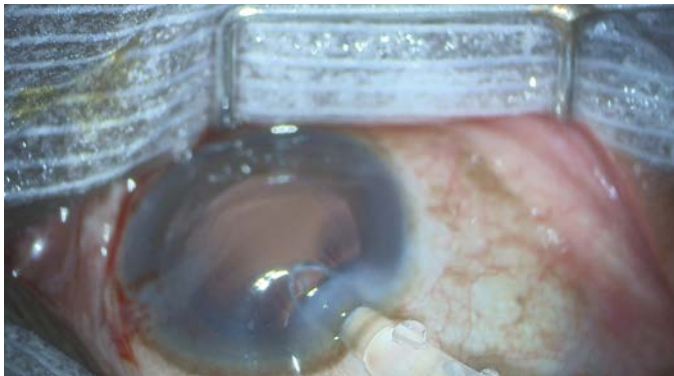
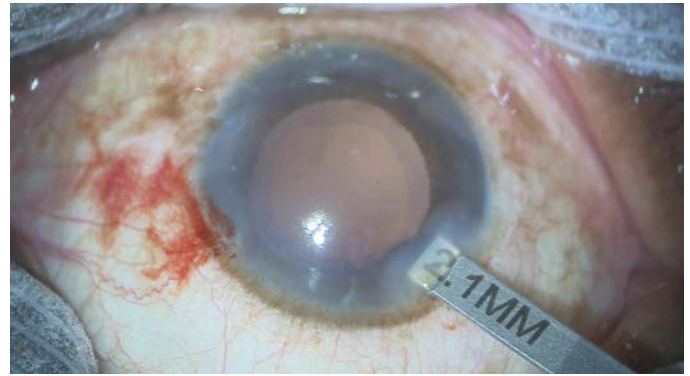
Modified C-loop

- Ensures lens adjustment to capsular bags of different sizes
- Ensures excellent centring and stability



Primus-HD[®] Yellow
Competitors


Implantation of the Primus-HD® via an incision size of 2.0 mm „into the bag“



The following description is merely a summary of the handling and does not replace the instructions for use.

Step 1: Wetting

At the beginning of the aspiration phase, fill in the viscoelastic material through the infusion opening to allow sufficient wetting. The injector remains in the holding container.

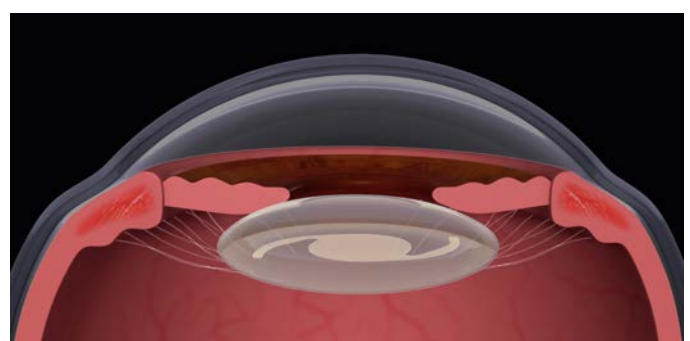
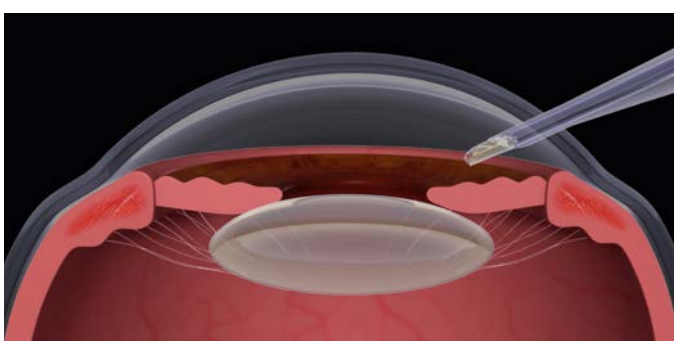


Step 2: Implantation preparation

Remove the injector from the container when the surgeon is ready for the implantation.

Step 3: Implantation

Slowly push the IOL in the direction of the injector tip by turning the screw handle clockwise until the front haptic has reached the bevel. Insert the injector tip with slot down (Bevel Down) through the incision deep into the capsular bag and release the lens by smoothly turning the screw handle further into the capsular bag.



Technical data **Primus-HD®/ Primus-HD® Yellow**

Model	Primus-HD®/ Primus-HD® Yellow
IOL type	Single piece
Material	High-purity, hydrophobic acrylic, glistening-free, grade „0“ on the Miyata scale
Filter	UV-filter (Primus-HD® Yellow with blue light filter)
Lens type	Posterior convex, aspherical optics (aberration correcting -0.20 μ)
Powers	-10.0 to +36.0 in 0.5 D increments, all strengths preloaded
A constant*	118.2 (nominal)
Lens diameter	6.0 mm optic zone
Total diameter	13.00 mm
Haptic design and angularity	Modified C-loop, 1.5°
Edge design	360° ultra-sharp square edge, roughened edge

Optimized values for laser biometrics

Nominal	118.2
Haigis	a0=1.46 a1=0.40 a2=0.10
HofferQ	pACD 5.68
Holladay	sf=1.91
SRK/T	119.2
SRKII	119.6

*The A constant is the basis for calculating the lens power.

It is recommended that these be customized based on the experience of the operating surgeon and the equipment used.

Contact:

OPHTHALMO Pro GmbH
Im Reihersbruch 1, 66386 Sankt Ingbert
Owner: Thomas Zimmer
Tel.: +49 (68 94) 99 88 770
Fax: +49 (68 94) 99 88 777
Email: office@ophthalmo-pro.de
www.ophthalmo-pro.de/en

